

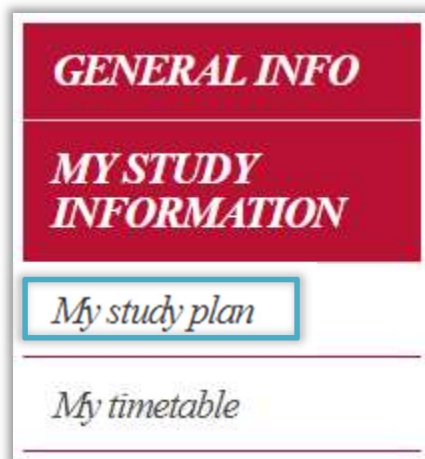


Submitting study plan and checking the schedule

The principles of compiling a study plan are regulated in § 15 of Study Regulations.

The study plan is a list of courses the student has selected for attending that semester. By adding the course in the study plan the student declares the intent to participate in the course. The study plan has to be submitted every semester - with or without any selected courses.

1. Go to menu MY STUDY INFORMATION
2. Select from submenu „My study plan“



3. The study plan form is displayed
4. Click on link „Create study plan...“

MY STUDY INFORMATION	MY STUDY PLAN / PREVIOUS STUDY PLANS								
<ul style="list-style-type: none">– My study plan– My timetable– Pre-registration– My exams / assessments– Student performance records	<p>Message! This semester study plans can be submitted from 20.01.2021 02:00 up to 10.02.2021 23:59</p> <table><tr><td>Semester</td><td>2020/2021 Spring</td></tr><tr><td>Status</td><td>NOT STARTED create study plan</td></tr><tr><td>Submission date</td><td>-</td></tr><tr><td>Comment</td><td>-</td></tr></table>	Semester	2020/2021 Spring	Status	NOT STARTED create study plan	Submission date	-	Comment	-
Semester	2020/2021 Spring								
Status	NOT STARTED create study plan								
Submission date	-								
Comment	-								

5. Study plan form opens. It consists of search form, list of search results, and your study plan form.

Choosing courses to study plan




[Select courses by semester](#)

Search criterias

Course code + - search

NBI ↑↓	Course ↑↓	Lecturer ↑↓	ECTS ↑↓	Language of instruction ↑↓	Prerequisites ↑↓	
	3D Modelling I (IFI6077.DT)	Heli Ainjärv	4	Estonian	-	Add
	Agile Software Development (IFI6054.DT)	Mati Heidmets	3	Estonian	IFI6069.DT	Add

Courses selected to study plan

NBI	Course title Division of registrations	Lecturer	Compulsory accept. Module	ECTS Ex./P-F Price	Prerequisites	Valid until Re-listening
	3D Animation (IFI6102.DT) places:1000, Estonian	Susanne Adahl	not electives	3.0 Ex. Free of charge		23.10.2021 not Remove
	Research Trends in Human-Computer Interaction (IFI8110.DT) places:1000, Estonian	Joe Ferone  	not electives	4.0 Ex. Free of charge		23.10.2021 not Remove
	Preservation of Digital Information (INT6037.DT) places:30, Estonian	Henrietta Pastorfield 	not electives	5.0 P-F Free of charge		23.10.2021 not Remove
Total:				12.00 ECTS credit 0.00 EUR		

SUBMIT

6. Start adding courses to the study plan. Courses can be added by:
 - a. searching by course
 - b. selecting courses by semester.

7. Searching by course:
 - a. Type a keyword in first field (e.g. course code, name, lecturer's name, etc) and select the type of the keyword

Choosing courses to study plan

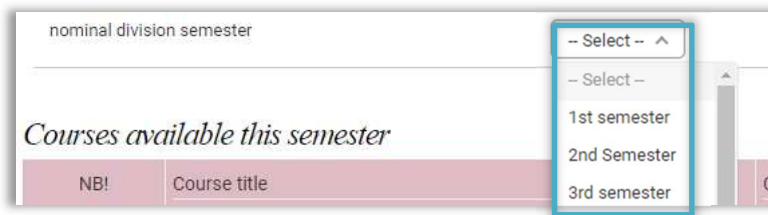
Search criterias

Course code + - search

- b. Add or remove search criterias by clicking on +/- buttons.
- c. Click „search“.

8. Selecting courses by semester:

- a. Click on link „Select courses by semester“
- b. Select the semester of nominal division of your study programme from drop down menu.



9. A list of matching courses is displayed below.

NB! ↑↓	Course ↑↓	Lecturer ↑↓	ECTS ↑↓	Language of instruction ↑↓	Prerequisites ↑↓	
	3D Modelling I (IFI6077.DT)	Heli Ainjärv	4	Estonian	-	Add
	Agile Software Development (IFI6054.DT)	Mati Heidmets	3	Estonian	IFI6069.DT	Add

- "NB!" column – additional info about the course, such as who might be accepted to course above others in case of limited spaces.
- Course – name and code of the course
- Lecturer – responsible or main lecturer
- ECTS – volume of the course
- Language of instruction – the language in which the course will be instructed.
- Prerequisites – the list of courses you need to have passed.

10. Click „Add“ to add the course to your study plan.

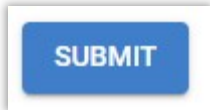
NB!	Course title	Lecturer	Compulsory accept.	ECTS Ex./P-F	Prerequisites	Valid until
	Division of registrations		Module	Price		Re-listening
	3D Modelling II (IFI6105.DT) places:26, Estonian	Kalle Kivi 	not electives	4.0 Ex. Free of charge	IFI6077.DT Uncompleted	20.06.2021 not Remove
	Sport Games (TSK6040.LT) päevaõpe, places:1000, Estonian	Kersti Sirel	not electives	6.0 P-F Free of charge		20.06.2021 not Remove
Total:				10.00 ECTS credit		0.00 EUR

- "NB!" column – additional info about the course.
- Course title | Division of registrations – the title and the code of the course | Selection of registration divisions, when the students registered to the course are being taught separately (incl. Number of places and language of instruction).
- Lecturer – The main / responsible lecturer of the course
- Compulsory | accept. | Module – whether the course is compulsory in student's study programme | info, if student's registration has been rejected | the module where a course belongs in student's study programme.
- EAP | E/H/A | Hind – aine maht | hindamiseetod (eksam E või arvestus A) | hind, mis rakendub ainele registreerudes.
- Eeldused – mis ained peavad olema eelnevalt läbitud
- Kehtib kuni | Teine kuulamine – aines eksami sooritamise õiguse lõpp | kas varasemal semestril on aine kuulajaks registreeritud.

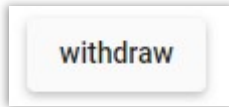
11. There might be an option to choose between several registration divisions. In that case select your preferred option in drop down menu at the course. The selection is saved automatically.

NB!	Course title	Lecturer	Compulsory accept.
	Division of registrations		Module
	Sport Games (TSK6040.LT) päevaõpe, places:1000, Estonian	Kersti Sirel	not electives
	<div style="border: 1px solid #ccc; padding: 5px;"> --vali registreerimise jaotus-- päevaõpe, places:1000, Estonian sessioonõpe, places:1000, Estonian </div>		

12. When you're done changin study plan click „SUBMIT“.



- 13. During the period of submitting study plans you can withdraw study plan, make changes to it and submit again as many times as you like.
- 14. To withdraw the study plan click on „Withdraw“



- 15. The quick overview of your study plan is also displayed on Main Page.

<i>study plan (SUBMITTED)</i>	
<u>Sport Games</u> (TSK6040.LT)	6
<u>3D Modelling II</u> (IFI6105.DT)	4
Total:	10 ECTS credits

- 16. You can also take a look at timetable after you've added a course to your study plan. Select menu MY STUDY INFORMATION and go to submenu „My timetable“.



- 17. The schedule of courses is shown as they appear in ASIO (TU's official timetables environment) and is updated automatically.
- 18. You can change the view of timetable by clicking on icons:
 - a. This week's schedule
 - b. Whole semester's schedule